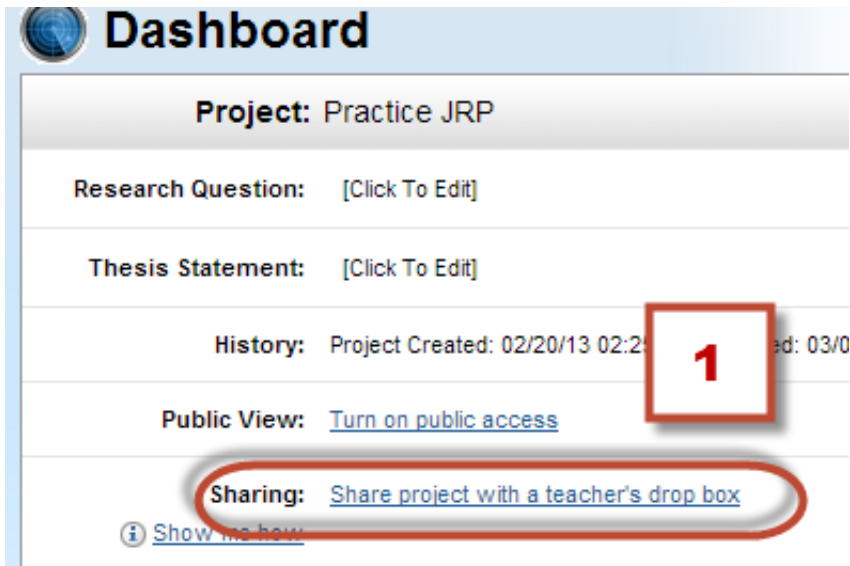


NoodleTools Share Teacher Dropbox

Sharing Your Project with Your Teacher's Drop Box

1. Go to the **Dashboard** of your project.

Click the **Share project with a teacher's drop box** link.

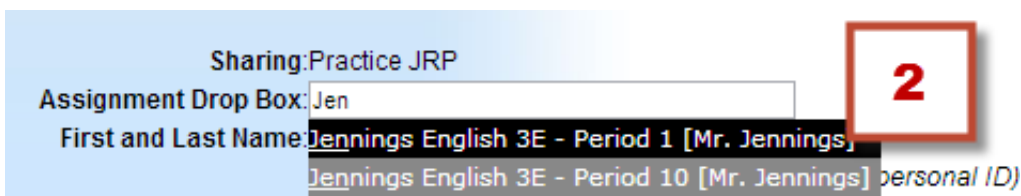


2. Type in the name of your teacher's drop box. This is a code or phrase your teacher has created ahead of time.

Note: If you are not sure what it is, check with him or her before proceeding.

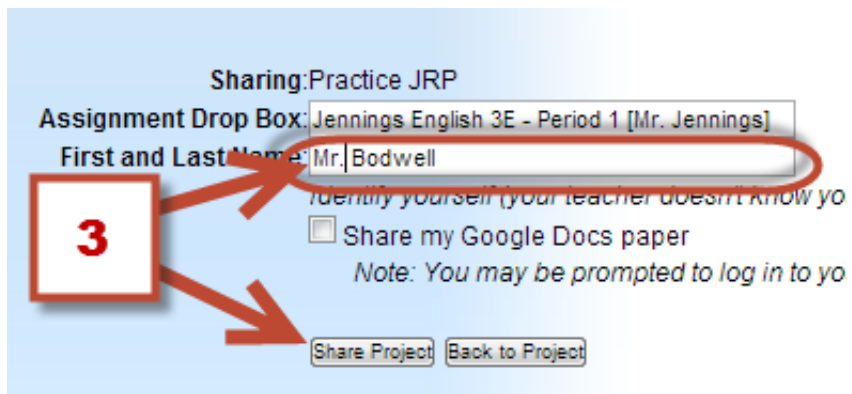
As you type, suggestions will pop up under the drop box field.


Click on the correct one when it appears.



3. Make sure your full name is filled in on the **First and Last Name** box. This information will help your teacher identify your project list.

Click the **Share Project** button.



Contributions to <http://wegopathfinders.wikispaces.com/> are licensed under a [Creative Commons Attribution Share-Alike 3.0 License](https://creativecommons.org/licenses/by-sa/3.0/). 

Portions not contributed by visitors are Copyright 2014 Tangient LLC